



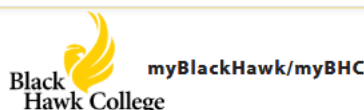


So you're ready to meet your advisor – What's next?

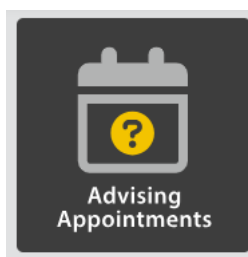
Schedule an appointment through myBHC, the new BHC student portal. This is how you will schedule meetings with an advisor during your time at Black Hawk College. It's super easy!

1. Go to **www.bhc.edu** and at the top right, click on **myBHC** or go directly to **myBHC.bhc.edu** and sign in to your account. New students should reference the "Welcome to BHC!" email sent to the personal email address for login instructions.

Data Warehouse  Banner  SARS Anywhere  Early Alerts  Enrollment Forms



2. Once you have logged in, navigate to the **Advising Appointments** tile.



3. Choose **all available days and times** when scheduling an appointment to make sure you are viewing all of your advisor's open appointment slots.

Please select the Advisor, day of the week and time of day you prefer.

Appointment Type All On Campus 30 min On Campus 45 min 30 min Online Appt 45 min Online Appt 30 min Telephone Appt	Day of Week All Monday Tuesday Wednesday Thursday Friday	Start Time 8:00 AM 8:15 AM 8:30 AM 8:45 AM 9:00 AM 9:15 AM	Stop Time 5:45 PM 6:00 PM 6:15 PM 6:30 PM 6:45 PM 7:00 PM	Advisor Name All Vashti Berry
<input type="button" value="Go Back"/>		<input type="button" value="Reset"/>		<input type="button" value="Search"/>

Questions? Contact:
Advising Center
309-796-5100 | advqc@bhc.edu

